

SNIPEFISH®
















Frame Width: 140 mm

Weight: 23 Grams

Base Curve: 8

Snipefish® glasses are designed with the sportsman in mind. Featuring a frameless single lens and ultra-lightweight design, the Snipefish® easily crosses over from work to play without compromise. Comfort-fit TPR temples and nose pieces prevent eyewear from slipping while providing a high level of lightweight performance.



	Style	Lens	Frame			
	BH7615AF	Orange Anti-Fog	Matte Black	287+		
	BH766AF	Indoor/Outdoor Anti-Fog	Matte Black	287+		
	BH764AF	Yellow Anti-Fog	Matte Black	287+		
	BH761AF	Clear Anti-Fog	Matte Black	287+		
	BH763AF	Smoke Anti-Fog	Matte Black	287+		

13915 Radium St NW
Ramsey, MN 55303

763-450-0110
Sales@BullheadSafety.com

BullheadSafety.com

